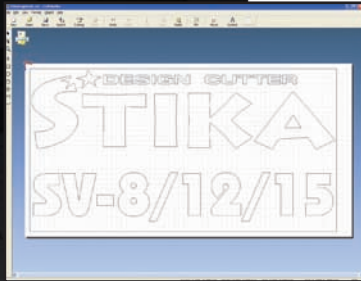



STIKA DESKTOP DESIGN CUTTERS

In-House Graphics Design & Production



Create vector designs quickly and easily with CutStudio design software.



Cut sticky signs for vehicle windows and accent graphics.



Easy to use. Affordable. Versatile. Roland STIKA design cutters let small offices, schools and hobbyists produce a wide range of custom graphics. The STIKA makes it easy to create everything from POP displays and iron-on graphics for t-shirts to vehicle graphics.

With bundled CutStudio™ design software, you can create larger signs, then tile them into smaller sections for cutting. The powerful software re-positions, rotates, mirrors, and enlarges images while maintaining

the original quality. You can even cut TrueType fonts without outlining.

The new STIKA also makes a cost-effective print/cut solution. Just print registration marks on your graphics with your desktop printer. Load the printed graphics into the cutter. And set the position of the registration marks using the STIKA driver. Making professional-looking graphics with the STIKA is a snap.

 **Roland**[®]
Advanced Solutions Division

Specifications

STIKA DESKTOP DESIGN CUTTERS In-House Graphics Design & Production


Model	SV-15	SV-12	SV-8
Cutting method	Media-moving method		
Maximum cutting area	13-3/8 in. (X) x 39-5/16 in. (Y) [340 mm (X) x 1000 mm (Y)]	9-13/16 in. (X) x 39-5/16 in. (Y) [250 mm (X) x 1000 mm (Y)]	6-1/4 in. (X) x 39-5/16 in. (Y) [160 mm (X) x 1000 mm (Y)]
Acceptable sheet size*	Width : 14-1/8 to 15 in. (360 to 381 mm) Width : 11 to 12 in. (280 to 305 mm) Length : 43-1/4 in. (1100 mm) or less	Width : 11 to 12 in. (280 to 305 mm) Length : 43-1/4 in. (1100 mm) or less	Width : 7-13/16 to 8-7/16 in. (200 to 215 mm) Length : 43-1/4 in. (1100 mm) or less
Cutting speed	7/16 to 3-7/8 in./sec. (12 to 100 mm/sec.)	7/16 to 1-9/16 in./sec. (12 to 40 mm/sec.)	7/16 to 1-9/16 in./sec. (12 to 40 mm/sec.)
Acceptable material	PVC or label material of 0.004" (0.1 mm) or less in thickness. Total material thickness including the backing of 0.012" (0.3 mm) or less		
Interface**	USB 1.1		
Power supply	Dedicated AC adapter input: AC 100V +/- 10%, 50/60Hz 1.7A Output: DC 19 V 2.1 A		
External dimensions	20-5/8(W) x 8-1/8(D) x 4-1/2(H)" [522(W) x 205(D) x 115(H)mm]	17-3/8(W) x 8-1/8(D) x 4-1/2 (H)" [440(W) x 205(D) x 115(H)mm]	13-3/8(W) x 8-1/8(D) x 4-1/2 (H)" [340(W) x 205(D) x 115(H)mm]
Power consumption	Aprox. 20W (including AC adapter)		
Weight (unit only)	7.3 lb [3.3 kg]	6 lb. [2.7 kg]	4.9 lb. [2.2kg]
Acoustic noise level	60 dB (A) or less (According to ISO 7779)		
Operating environment	Temperature: 41 to 104 °F [5 to 40 °C] Humidity: 35 to 80% non-condensing		
Included items	AC adapter, power cord, USB cable, replaceable blade protector, blade, blade holder, pin, material for test cuts, application tape for test cuts, Roland Software Package CD-ROM – CutStudio Design software, Plug-ins for CorelDraw 10, 11,12 and Adobe Illustrator 9, 10, CS, STIKA Windows Navi utility, SV-15/12/8 User's Manual		

*Depending on the type of material, lengths longer than 19-5/8 in. [500 mm] may shift during cutting.

**Compatible with currently supported Apple® and Microsoft® Windows® operating systems.



STIKA Navi allows easy convenient control of the cutter.



Sheet guide for easy media loading.



USB port automates plug and play installation.



Everything is included—CutStudio design software and even a USB cable!

Roland reserves the right to make changes in specifications, materials or accessories without notice. Your actual output may vary. For optimum output quality, periodic maintenance to critical components may be required. Please contact your Roland dealer for details. No guarantee or warranty is implied other than expressly stated. Roland shall not be liable for any incidental or consequential damages, whether foreseeable or not, caused by defects in such products. All trademarks are the property of their respective owners.

Roland
Advanced Solutions Division

Authorized Dealer:

ENGRAVING
MACHINES PLUS

RASD-SV-01